

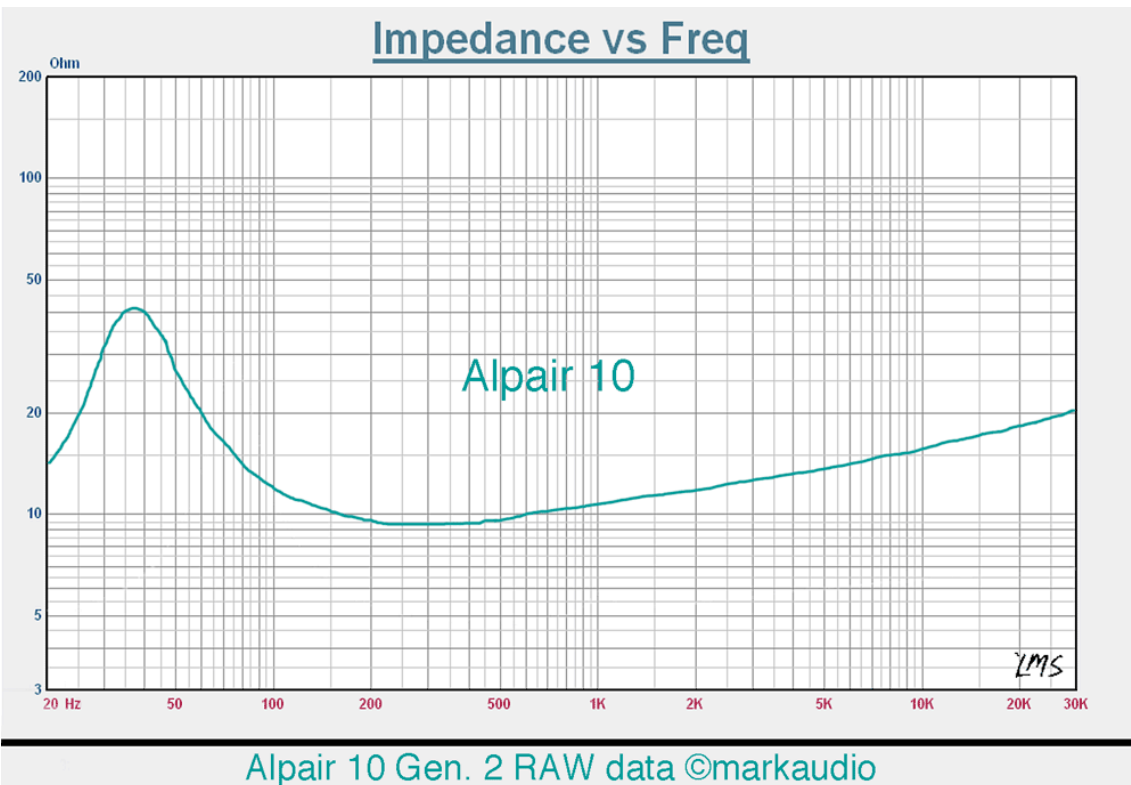
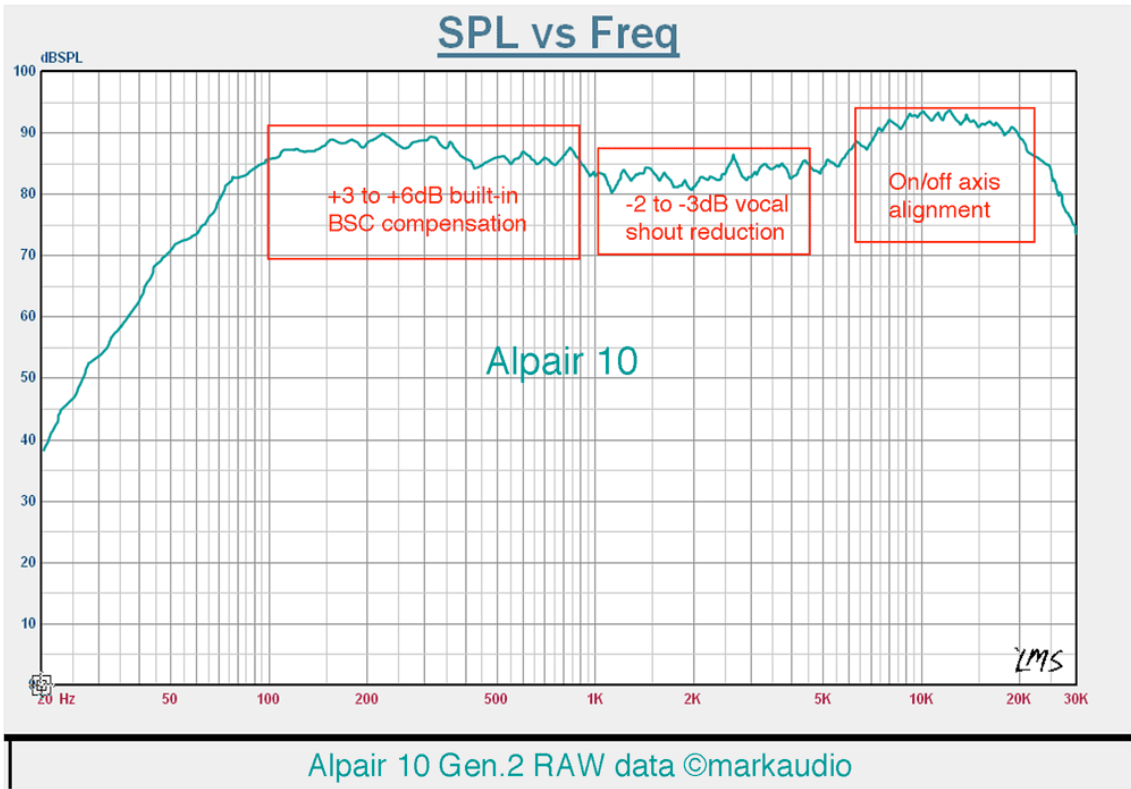
Alpair 10.2

Generation 2 fullrange emitter



This Alpair 10 is the latest model in a development line designed to extend the performance of mid-sized Markaudio full-range emitters. Measured performance is extended. Vas increases from 21 to 28 litres. Fo is now 36Hz, 4Hz lower than the old model. Total Q increases to 0.33 making this new Alpair 10 usable in larger audio applications.

- * New Multi-form cone design and U cap design with a new profiles.
- * New advanced Nomex super-light rear suspension
- * New aluminium rectangle wire wound coil, reduces the mass of the power-train.
- * New mix of polymers for the frame, making it 10% stiffer than the Gen. 1 model
- * New connector sets allow for remote soldering of cables, installation is easy.



Alpair 10.2

T/S date LMS V4 Anechoic:

Revc= 7.200 Ohm

Fo= 35.386 Hz

Sd= 88.250 cm²

Vas= 28.119 Ltr

Cms= 2.543m M/N

Mmd= 7.480 g

Mms= 7.956 g

BL= 5.606 T·M

Qms= 2.530

Qes= 0.41

Qts= 0.35

Levc= 93.626u H

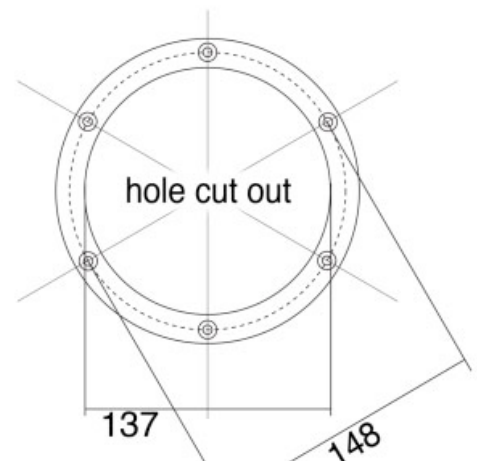
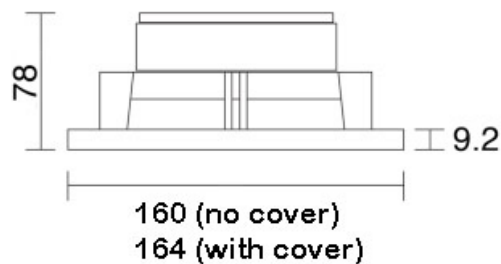
No= 0.297 %

SPLo= 87 dB

X max= 8.5-mm (1 way)**

Power = 35 watts nom. 70 Max

Coil = 25-mm alu body with rectangle
copper winding.



Running in procedure:

This driver is designed to deliver optimum emittance from 350 hours onwards

1 - DON'T USE ANY ARTIFICIALLY GENERATED SOUND!

2 - First 30 hours, use very low volumes. Hours 30 to 100, gradually increase volume but remaining gentle

3 - 100 to 350 hours, add some bass to carefully extend the suspensions.

4 - Remain gentle, sensible use of this driver will yield pleasing acoustic results.

Peak excursion:

The power-train of this driver is capable of shunting +28 litres of air close to its mechanical limit. The power-train of the Alpair 10 Gen. 2 has a mechanical X Max (1 way) of 8.5-mm (in flux). ****Only 6.0-mm of this feature should be used to handle non-linear "peak-shock" loads, for example the brief roll of a drum beat.** For optimum travel of this power-train, linear loads NOT exceeding 4.0-mm is within its capability for a single load period not to exceed 30 MINUTES. The normal driven load should remain with 3.8-mm. For a drivers in this class, this cone travel is generous. Together with a well matched cabinet, you'll get a very nice bass. Please DON'T treat them like rock un roll woofer as they aren't designed to take persistent high loads.

General care:

Cleaning can be done by using a soft moist cloth. Take care not to press down on the cone, gently guide the cloth across its surface. NEVER press down on the cone with your fingers. You risk serious distortion of the power-train if you engage in this practice.